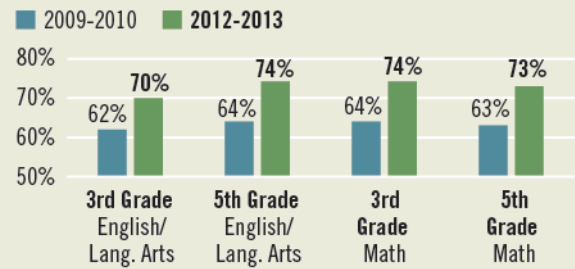


### Students Scoring at or Above Basic, iLEAP

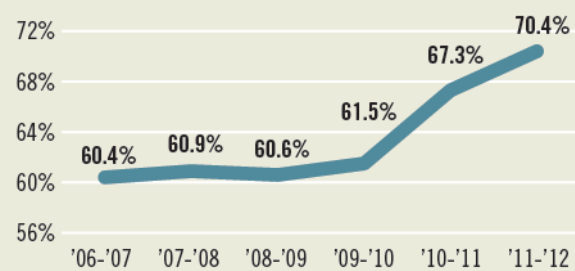


Unsatisfactory. Any student scoring at Basic or above is considered to be performing at or above grade-level proficiency in that subject.

In every subject throughout both 4th and 8th grades, a greater percentage of students scored at or above grade level on LEAP exams in 2012-2013 than in 2009-2010. Furthermore, the gains in the percentage of students scoring at or above grade level outpaced those of the state for nearly every subject in both grades during this period. For example, 77% of 4th graders scored at or above grade level in English/Language Arts in 2012-2013, compared to 65% three years ago. This percentage increased from 63% to 71% for 4th grade Math. Similarly, the percentage of 8th graders scoring at or above grade level jumped seven percentage points in English/Language Arts and 9 percentage points during this time period.

Jefferson Parish has also seen substantial growth among students completing the iLEAP assessment. In 12 of the 16 total tests administered (four subjects across four grade levels), the percentage growth of students scoring at or above grade level improved between the 2009-2010 and 2012-2013 school years. In eight of these, growth outpaced statewide gains during this period. The gains in Jefferson Parish were strongest in third and fifth grade English/Language Arts, Math, and Science, where the growth in the percentage of students testing at or above grade level grew by between twice and five times the statewide increase.

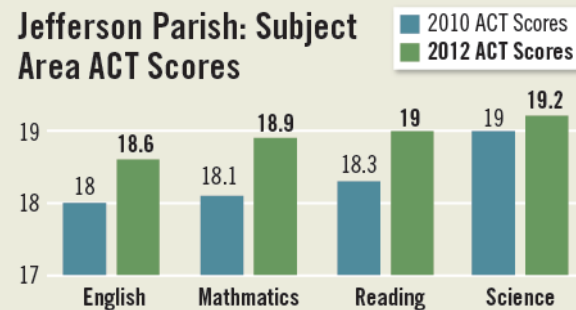
### Jefferson Parish Cohort Graduation Rate



### GRADUATION RATES

The Louisiana Department of Education reports graduation rates by identifying the Cohort Graduation Rate, which is the percentage of students who entered 9th grade during the same year and graduated within four years. For the 2009-2010 school year, the cohort graduation rate was 61.5%, and by the end of the 2011-2012 school year, it was 70.4%, a jump of 8.9 percentage points. By comparison, the statewide cohort graduation rate increased 5.1% during this two-year period.

### Jefferson Parish: Subject Area ACT Scores



### ACT SCORES

As the national standard for assessing college readiness, the ACT tests proficiency in English, Math, Reading, and Science to high school juniors and seniors. As with other metrics, the average composite ACT scores in Jefferson Parish have demonstrate marked improvement over the course of the last few school years. In 2010, the average composite ACT score in Jefferson was 18.5; by 2012, this average had increased 0.6 points to 19.1. Put into context, the statewide average composite ACT score increased 0.2 points during this period and the national score increased 0.1 points (Both the statewide and national figures includes both public and non-public school students).

### CONCLUSION

By every metric published by the Louisiana Department of Education, the performance of schools and students in Jefferson Parish has improved substantially over the past two to three school years. As additional data is published for the 2012-2013 school year, it is reasonable to expect that these gains will continue or even accelerate. Teachers, administrators, district leaders, and communities everywhere, of course, constantly strive to improve the quality of education on which students and their families rely. The fact that recent gains of this significance have been made in Jefferson Parish is a reflection of this collective effort, and is an encouraging trend for the parish and its surrounding region.



Prepared by GCR Inc. for the Jefferson Community Foundation and the Jefferson Business Council

# Jefferson Parish Public Schools

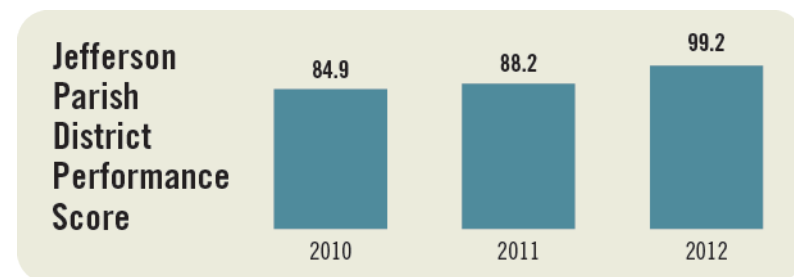
## 2013 Status Report



As one of the state's largest school districts, the Jefferson Parish Public School System plays a critical role in the region's economy, culture, and attractiveness to new and existing residents. Recent statistics indicate that schools and students in Jefferson Parish are unequivocally higher-performing than they were two years ago, and the district's progress is outpacing statewide gains. Researchers at GCR Inc. analyzed a variety of performance indicators published by the Louisiana Department of Education and found that by nearly every metric, Jefferson Parish Schools have seen dramatic improvement throughout the past two to three school years. This improvement represents an important shift in the educational landscape throughout Jefferson Parish and, most critically, a cause for renewed optimism for the parish's students and their families.

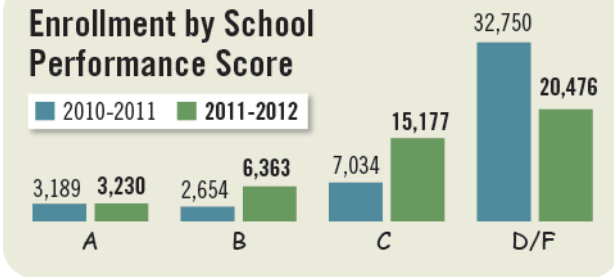
GCR reviewed Department of Education statistics regarding student enrollment, graduation rates, ACT scores, LEAP and iLEAP assessment scores, School Performance Scores, and District Performance Scores. Data from the last 3 school years were used to draw conclusions about the improvements made in Jefferson Parish. A summary of our findings is as follows:

- The number of students enrolled in Jefferson Parish schools has increased from 45,585 in 2010 to 46,100 in 2012. Additionally, the percentage of students in Jefferson Parish schools receiving free and reduced lunch has increased from 76.8% to 77.2% during this time. The district is serving more students overall, and a greater percentage of its students come from relatively low-income households.
- Jefferson Parish has a share of limited English proficiency students that is more than double any other district in the New Orleans Metro and more than 4 times greater than the State.
- The district has seen a 17% increase in its State District Performance Score and currently ranks 42nd in the state, compared to 52nd in 2010.
- The percentage of Jefferson Parish schools rated as A or B by the Louisiana Department of Education increased from 14% in 2010-2011 to 25% in 2011-2012, and preliminary data indicates even greater increases throughout the 2012-2013 school year.
- In nearly every grade level and subject, LEAP and iLEAP scores in Jefferson Parish have improved at a rate above that of the state average since the 2009-2010 school year.
- Graduation rates have risen significantly in Jefferson Parish, seeing a higher rate of year-over-year increases in graduates than the state overall.
- The average ACT score among Jefferson Parish public school students increased over half a point between 2010 and 2012, substantially higher than the statewide and national increases.



**DISTRICT PERFORMANCE SCORES**

Each year, the Louisiana Department of Education assigns a District Performance Score to each district in Louisiana based on LEAP, iLEAP, and Graduate Exit Exam scores as well as attendance, dropout rates, and graduation outcomes. In the last two years, the District Performance Score for Jefferson Parish schools increased from 84.9 in 2010 to 99.2 in 2012. The 2012 District Performance Score puts Jefferson at 42nd among all school districts in Louisiana, compared to 52nd in 2010, and moves up their letter grade from a D to a C overall.



**SCHOOL PERFORMANCE SCORES**

The Louisiana Department of Education assigns each school a letter grade between A and F based on factors including attendance and assessment indices, dropout and graduation rates and scores on the LEAP, iLEAP, and ACT scores. In 2010, 14 schools in Jefferson Parish were rated as failing, and only seven were given the highest grades of A or B. After the 2011-2012 school year, 25% of schools (19) were rated A or B, and only 11 schools were rated as failing. Furthermore, Jefferson Parish Public School System analysis of preliminary data suggests that after the 2012-2013 school year, the percentage of schools rated A or B increased further to 33%, although GCR does not have official verifications of those numbers. This preliminary data also indicates that the number of schools rated as failing has fallen to four, with three of these being alternative schools.

These increases in individual school performance mean that, districtwide, more students are attending better schools. Between the 2010-2011 and 2011-2012 school years, 20 schools saw an improvement in their School Performance Score grade; preliminary data indicates that 40 schools improved their grade level between 2011-2012 and 2012-2013. In 2011-2012, 9,593 students attended schools ranked A or B, compared to 5,843 the year before, an increase of 61%.

**LEAP AND iLEAP TEST RESULTS**

Every year the state of Louisiana conducts annual assessments that measure whether each student has attained grade level proficiency in each subject. Louisiana Educational Assessment Program (LEAP) tests are given to 4th and 8th graders in the subject areas of English/ Language Arts, Math, Science, and Social Studies while Integrated Louisiana Educational Assessment Program (iLEAP) tests are given to 3rd, 5th, 6th and 7th grade students. The results are reported by achievement levels: Advanced, Mastery, Basic, Approaching Basic, and

**Students Scoring above Basic, LEAP**

Grade	2009-2010		2012-2013		INCREASE	
	Louisiana	Jefferson	Louisiana	Jefferson	Louisiana	Jefferson
<b>4TH GRADE</b>						
English / Language Arts	68%	65%	77%	77%	9%	12%
Math	69%	63%	71%	71%	2%	8%
Science	62%	55%	67%	67%	5%	11%
Social Studies	68%	63%	70%	70%	2%	7%
<b>8TH GRADE</b>						
English / Language Arts	61%	59%	69%	66%	8%	7%
Math	58%	55%	66%	64%	8%	9%
Science	54%	49%	64%	60%	10%	11%
Social Studies	58%	55%	67%	67%	9%	12%

**Percentage of Students Scoring at or Above Basic on iLEAP exams**

Grade	District	2009-2010				2012-2013			
		English/Lang. Arts	Math	Science	Social Studies	English/Lang. Arts	Math	Science	Social Studies
3rd Grade	Louisiana	68%	67%	63%	66%	71%	72%	68%	66%
	Jefferson Parish	62%	64%	54%	58%	70%	74%	65%	62%
5th Grade	Louisiana	68%	70%	63%	66%	73%	72%	66%	67%
	Jefferson Parish	64%	63%	59%	60%	74%	73%	65%	61%
6th Grade	Louisiana	71%	68%	63%	65%	70%	69%	65%	68%
	Jefferson Parish	64%	62%	57%	56%	62%	63%	59%	60%
7th Grade	Jefferson Parish	62%	64%	60%	64%	62%	58%	61%	61%
	Louisiana	68%	68%	61%	68%	70%	69%	63%	67%